


spectra
It's Time to Upgrade



Free Replacement

Switch Box



Toll Free
800 24 7777 2



www.tri-spectrum.com

► Application:

Used for installation of wiring accessories in houses, offices and industrial buildings.


► Features:

- Robust design and precise manufacturing process to ensure strong and durable quality product for long useful life.
- SASO tested and certified with British standard (BS 4662).
- High grade steel with high quality plating to ensure rust free during life span.
- Error free Automated assembly and threading process.
- Easily removable knock out before and after installation.


► Technical Specifications:

Item	
Standard	BS 4662 / SASO GSO IEC 60670/2012
Degree of protection	IP40 (NEMA 1)
Material	Hot dipped Galvanized high grade Steel Sheet (Corrosion Resistance)
Steel Thickness	0.9mm/1.1mm
Knockouts	Ø20.5/Ø26.5
Varieties	1. With Raised Earth 2. With Steel Earth Terminal 3. With Brass Earth Terminal
Sizes	1. 72 (H)x72(W)x35(D) mm 2. 72 (H)x72(W)x47(D) mm 3. 72 (H)x132(W)x35(D) mm

► Switch Boxes Earthing:



Raised Earth




Steel Earth*

* Available on request



Brass Earth Terminal

► Unique Features



► Switch Box 7x7x3.5cm

S.No	Description	Accessory	Code
1	Switch Box 7x7-0.9mm	With Raised Earth	SB01000
2	Switch Box 7x7-0.9mm	With Brass Earth Terminal	SB21000
3	Switch Box 7x7-1.1mm	With Raised Earth	SB01001
4	Switch Box 7x7-1.1mm	With Brass Earth Terminal	SB21001



► Switch Box with Plastic Coupler (2G, 3G, 4G):

Strong plastic coupler ensures all modules at same level.



► Switch Box 7x7x3.5cm with adjustable Lug

S.No	Description	Accessory	Code
1	Switch Box 7x14 - 0.9mm	With adjustable lug	SB31110
2	Switch Box 7x14 - 0.9mm	With adjustable lug and Brass Earth Terminal	SB41110
3	Switch Box 7x14 - 1.1mm	With adjustable lug and Brass Earth Terminal	SB41111

► Switch Box 7x14x3.5cm

S.No	Description	Accessory	Code
1	Switch Box 7x14-0.9mm	With Raised Earth	SB01100
2	Switch Box 7x14-0.9mm	With Brass Earth Terminal	SB21100
3	Switch Box 7x14-1.1mm	With Raised Earth	SB01101
4	Switch Box 7x14-1.1mm	With Brass Earth Terminal	SB21101

► Switch Box with Coupler(s) 7x7x3.5cm

S.No	Description	Accessory	Code/Metal	Code/Plastic
1	2 Switch Box 7x7-0.9mm	With raised Earth	SB02000	SB02000PC
2	3 Switch Box 7x7-0.9mm	With raised Earth	SB03000	SB03000PC
3	4 Switch Box 7x7-0.9mm	With raised Earth	SB04000	SB04000PC
4	2 Switch Box 7x7-0.9mm	With Brass Earth Terminal	SB22000	SB22000PC
5	3 Switch Box 7x7-0.9mm	With Brass Earth Terminal	SB23000	SB23000PC
6	4 Switch Box 7x7-0.9mm	With Brass Earth Terminal	SB24000	SB24000PC
7	2 Switch Box 7x7-1.1mm	With raised Earth	SB02001	SB02001PC
8	3 Switch Box 7x7-1.1mm	With raised Earth	SB03001	SB03001PC
9	4 Switch Box 7x7-1.1mm	With raised Earth	SB04001	SB04001PC
10	2 Switch Box 7x7-1.1mm	With Brass Earth Terminal	SB22001	SB22001PC
11	3 Switch Box 7x7-1.1mm	With Brass Earth Terminal	SB23001	SB23001PC
12	4 Switch Box 7x7-1.1mm	With Brass Earth Terminal	SB24001	SB24001PC

► Switch Box 7x7x4.7cm

S.No	Description	Accessory	Code
1	Switch Box 7x7-0.9mm	With Raised Earth	SB01010
2	Switch Box 7x7-0.9mm	With Brass Earth Terminal	SB21010
3	Switch Box 7x7-1.1mm	With Raised Earth	SB01011
4	Switch Box 7x7-1.1mm	With Brass Earth Terminal	SB21011

► Switch Box 7x7x4.7cm with adjustable Lug

S.No	Description	Accessory	Code
1	Switch Box 7x7 - 1.1mm	With adjustable lug and Brass Earth Terminal	SB41011

► Switch Box 7x14x4.7cm

S.No	Description	Accessory	Code
1	Switch Box 7x14 - 0.9mm	With raised Earth	SB01110
2	Switch Box 7x14 - 0.9mm	With Brass Earth Terminal	SB21110
3	Switch Box 7x14 - 1.1 mm	With raised Earth	SB01111
4	Switch Box 7x14 - 1.1 mm	With Brass Earth Terminal	SB21111


► Switch Box 7x14x4.7cm with adjustable Lug

S.No	Description	Accessory	Code
1	Switch Box 7x14 - 0.9mm	With adjustable lug	SB31110
2	Switch Box 7x14 - 0.9mm	With adjustable lug and Brass Earth Terminal	SB41110
3	Switch Box 7x14 - 1.1mm	With adjustable lug and Brass Earth Terminal	SB41111



► Switch Box with Coupler(s) 7x7x4.7cm

S.No	Description	Accessory	Code/Metal	Code/Plastic
1	2 Switch Box 7x7-0.9mm	With raised Earth	SB02010	SB02010PC
2	3 Switch Box 7x7-0.9mm	With raised Earth	SB03010	SB03010PC
3	4 Switch Box 7x7-0.9mm	With raised Earth	SB04010	SB04010PC
4	2 Switch Box 7x7-1.1mm	With raised Earth	SB02011	SB02011PC
5	3 Switch Box 7x7-1.1mm	With raised Earth	SB03011	SB03011PC
6	4 Switch Box 7x7-1.1mm	With raised Earth	SB04011	SB04011PC
7	2 Switch Box 7x7-1.1mm	With Brass Earth Terminal	SB22011	SB22011PC
8	3 Switch Box 7x7-1.1mm	With Brass Earth Terminal	SB23011	SB23011PC
9	4 Switch Box 7x7-1.1mm	With Brass Earth Terminal	SB24011	SB24011PC





▶ Surface Box 35mm

Features

- 35 mm depth
- Flexible mounting screw locations for installation
- Cable knockouts easy to remove without any difficulty and fixing very convenient
- High degree of insulation with Valox Resin material
- Fire retardant, chemical & crack resistant
- Available in product color white and beige

Colors:

SPG302 ☐

SPG302BG ☐



Toll Free
800 24 7777 2



SS00117 1017



Follow Us @



/TrispectrumSA

Toll Free
800 24 7777 2
www.tri-spectrum.com